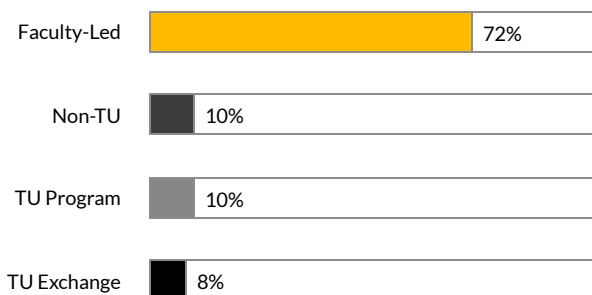


College of Liberal Arts Academic Year 2022-23

CLA Study Abroad/Away by Program Type AY 2022-23



155

TOTAL CLA STUDENTS*
ABROAD/AWAY 2022-23

*Total number of individual student experiences during AY 2022-2023

CLA Student Participation by Major AY 2022-23

Psychology	49
International Studies	15
English	12
Political Science	11
Sociology & Anthropology	11
History	9
Foreign Languages	7
Social Sciences	4
Deaf Studies	3
Family & Human Services	3
Philosophy	2
Geography & Environmental Planning	1
Law & American Civilization	1
Metropolitan Studies	1

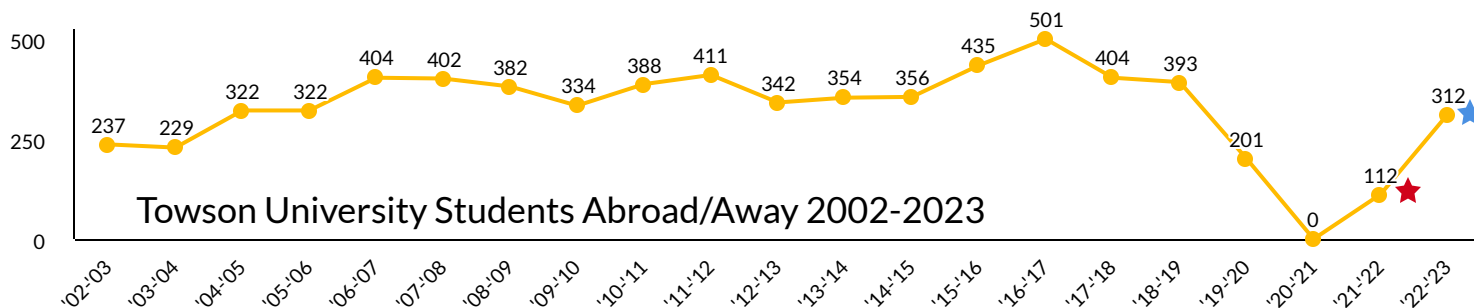
CLA Student Participation by Minor AY 2022-23

Spanish	9
Japanese	8
Deaf Studies	7
French	6
Creative Writing	5
Family Studies	5
Italian	5
Political Science	5
Psychology	4
Sociology	3
Anthropology	2
Asian Studies	2
Human Rights & History	2
International Studies	2
Women's & Gender Studies	2
Chinese	1
English	1
Geography	1
History	1
Jewish Studies	1
LGBT Studies	1
Linguistics	1
Linguistic Diversity	1
Museum Studies	1
Religious Studies	1

The TU Study Abroad & Away Office was awarded competitive funding through the IDEAS (Increase and Diversify Education Abroad for U.S. Students) grant program to support the TU Tigers Abroad in Brazil program for incoming freshman and transfer students in Summer 2023.

The Study Abroad & Away Office assumed responsibility for the National Student Exchange program in Fall 2020 and the first Study Away (domestic) faculty-led programs were developed for Summer 2022.

★ 33 of 112 were study away students
★ 5 of 312 were study away students



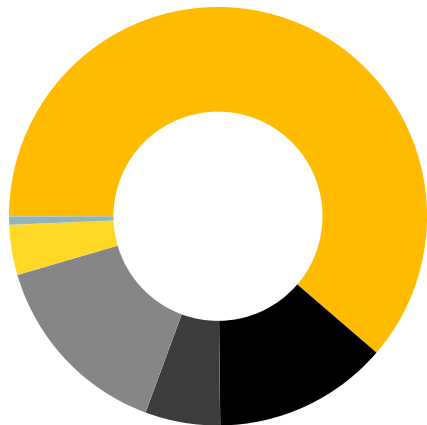
Top 10 Destinations for CLA Students AY 2022-23

- 1. Italy
- 2. United Kingdom
- 3. Austria/Hungary
- 4. Ireland
- 5. Spain
- 6. Ecuador
- 7. France
- 8. Japan
- 9. Gambia
- 10. Brazil, Greece

Europe	74%
The Americas	12%
Asia	7%
Africa	5%
Middle East	1%
Multi-country	1%



CLA Study Abroad/Away by Ethnicity AY 2022-23



- White (61.29%)
- Black (13.55%)
- Multi-Racial (5.81%)
- Hispanic (14.84%)
- Asian (3.87%)
- Unknown (0.65%)

CLA Study Abroad/Away by Gender* AY 2022-23



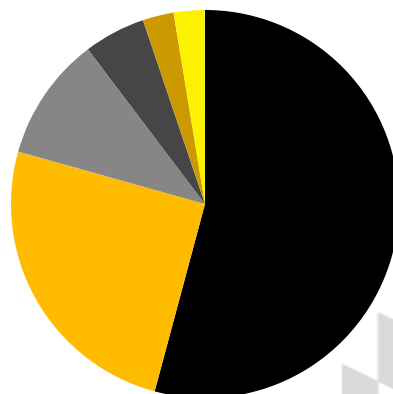
**The Towson University Study Abroad & Away Office recognizes that Gender identity is one's own sense of being male, female, neither, both or another gender. In alignment with institutional reporting, our statistics reflect the legal sex of participants collected from their PeopleSoft accounts.*

CLA Study Abroad/Away by Class Standing AY 2022-23



- Graduate (7.1%)
- Senior (55.48%)
- Junior (23.87%)
- Sophomore (9.03%)
- Freshman (4.52%)

CLA Study Abroad/Away by Term AY 2022-23



- Summer (54.19%)
- Minimester (25.16%)
- Spring (10.32%)
- Fall (5.16%)
- Spring Break (2.58%)
- Year (2.58%)